



Taking a good photo




Some people find photographs easier to understand than symbols or words. Here are some tips for taking a good photo.


- Use objects that belong to a person to make it meaningful and easy to recognise
- Take a picture of the whole object not just a part of it and make sure the object is in the centre of the picture




- Use a plain background without lots of distractions and make sure the contrast is good e.g. don't have a dark item on a dark background



- Make sure the picture is good quality- not too dark or blurry



- Make sure that a picture of a person is clear and not a group photograph



- When taking photos to symbolise activities it is a good idea to just take a photo of the objects or items used. Taking photos of the individual doing the activities may be more confusing for the individual as they may look at themselves instead of associating that photo with the activity.